

SUPERFICIES Y PRODUCCIONES DE CULTIVOS EN LA RIOJA

01. CEREALES GRANO

VER

0101. TRIGO

VER

0102. CEBADA

VER

0103. AVENA

VER

0104. CENTENO

VER

0106. TRITICALE

VER

0107. ARROZ

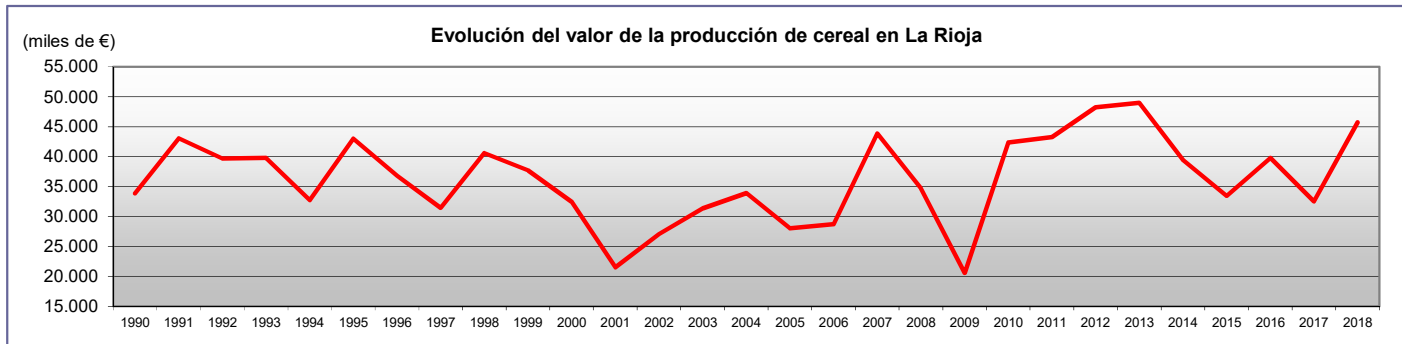
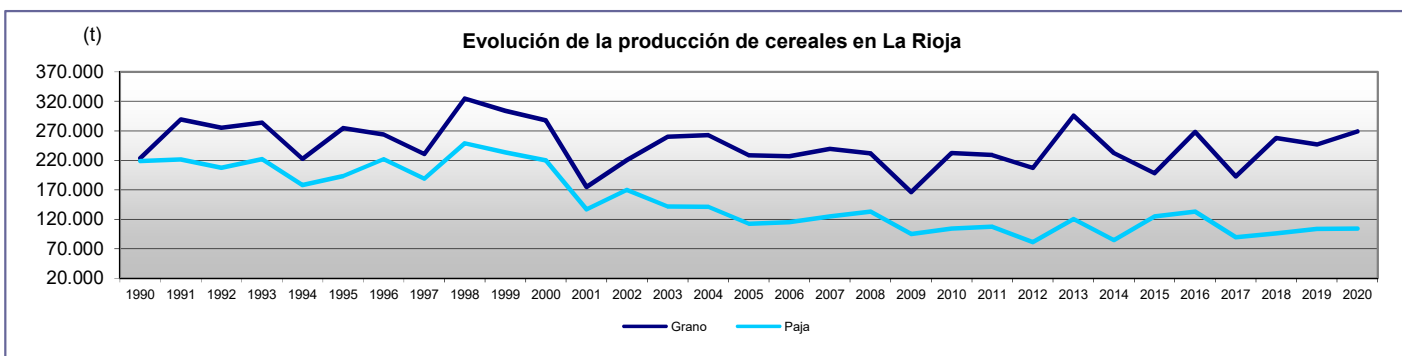
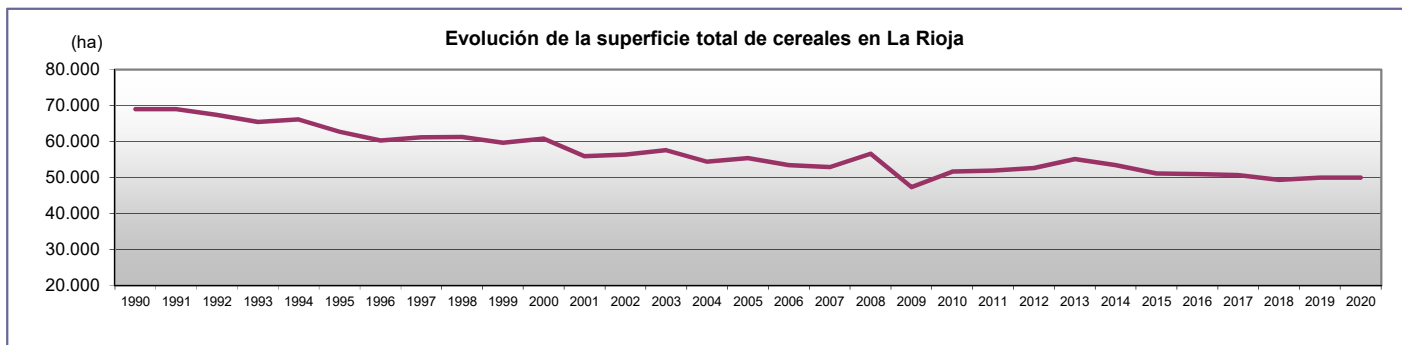
VER

0108. MAÍZ

VER

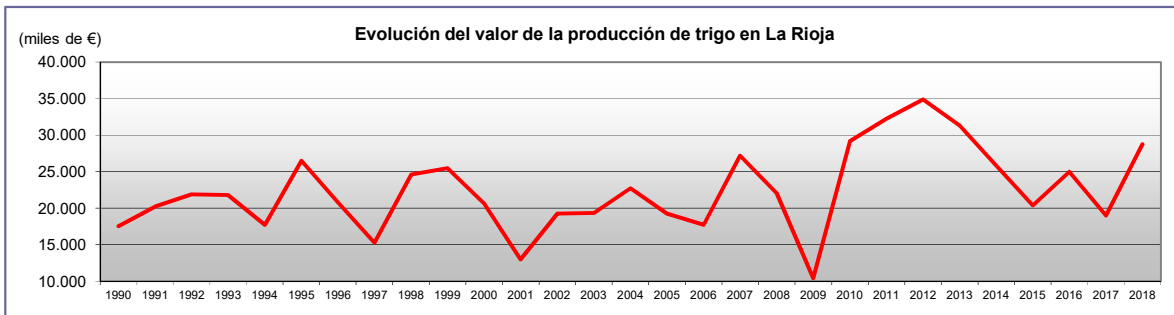
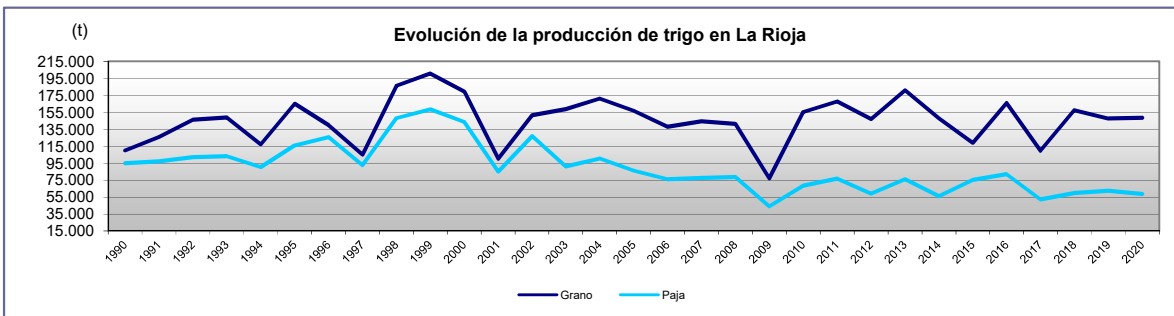
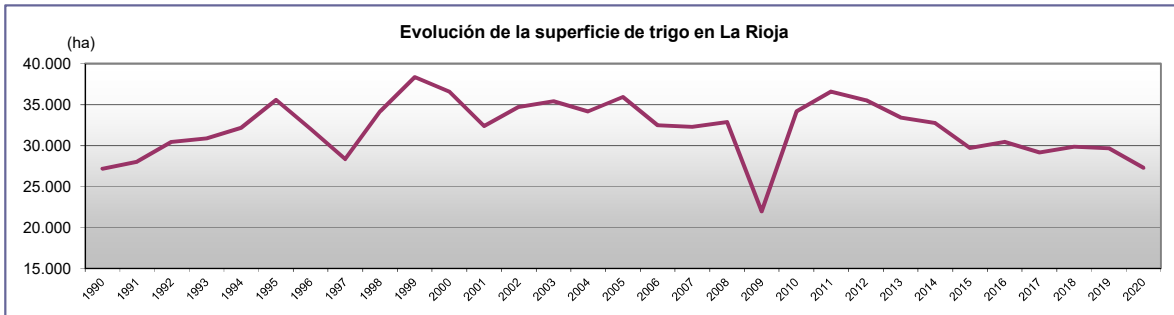
01. CEREALES GRANO. EVOLUCIÓN DE SUPERFICIES Y PRODUCCIONES EN LA RIOJA

| AÑOS | SUPERFICIE (ha) | | | RENDIMIENTO (kg/ha) | | PRODUCCIÓN (t) | | PRECIO MEDIO (€/100 kg) | | VALOR (miles de €) | |
|------|-----------------|---------|--------|---------------------|---------|----------------|---------|-------------------------|------|--------------------|----------|
| | Secano | Regadío | TOTAL | Secano | Regadío | Grano | Paja | Grano | Paja | Grano | Paja |
| 1990 | 58.231 | 10.737 | 68.968 | | | 223.863 | 218.600 | | | 33.857,4 | 11.167,4 |
| 1991 | 60.880 | 8.121 | 69.001 | | | 289.305 | 221.600 | | | 43.040,3 | 10.654,7 |
| 1992 | 60.033 | 7.359 | 67.392 | | | 275.050 | 207.500 | | | 39.680,6 | 9.664,9 |
| 1993 | 57.785 | 7.662 | 65.447 | | | 284.080 | 221.900 | | | 39.803,2 | 11.335,7 |
| 1994 | 57.301 | 8.824 | 66.125 | | | 222.430 | 178.210 | | | 32.757,0 | 8.140,1 |
| 1995 | 52.339 | 10.440 | 62.779 | | | 274.568 | 193.350 | | | 43.012,0 | 9.296,5 |
| 1996 | 47.920 | 12.392 | 60.312 | | | 263.590 | 222.270 | | | 36.778,5 | 9.351,1 |
| 1997 | 49.762 | 11.454 | 61.216 | | | 230.990 | 189.174 | | | 31.473,8 | 9.095,7 |
| 1998 | 49.948 | 11.276 | 61.224 | | | 324.745 | 248.966 | | | 40.614,6 | 10.474,4 |
| 1999 | 48.719 | 10.950 | 59.669 | | | 303.773 | 233.370 | | | 37.684,1 | 12.483,0 |
| 2000 | 49.377 | 11.412 | 60.789 | | | 287.462 | 220.065 | | | 32.468,8 | 10.585,1 |
| 2001 | 45.529 | 10.419 | 55.948 | | | 174.765 | 136.654 | | | 21.493,9 | 6.573,1 |
| 2002 | 46.341 | 10.044 | 56.385 | | | 220.537 | 169.951 | | | 27.050,1 | 8.174,6 |
| 2003 | 47.308 | 10.328 | 57.636 | | | 260.160 | 141.907 | | | 31.329,9 | 6.811,5 |
| 2004 | 44.500 | 9.914 | 54.414 | | | 262.588 | 140.980 | | | 33.917,0 | 3.256,6 |
| 2005 | 44.935 | 10.473 | 55.408 | | | 228.341 | 112.483 | | | 28.037,4 | 4.060,6 |
| 2006 | 43.520 | 9.891 | 53.411 | | | 226.837 | 115.178 | | | 28.737,5 | 4.399,8 |
| 2007 | 43.408 | 9.495 | 52.903 | | | 239.472 | 124.674 | | | 43.836,3 | 4.538,1 |
| 2008 | 46.518 | 10.119 | 56.637 | | | 231.614 | 133.231 | | | 34.723,5 | 5.089,4 |
| 2009 | 38.822 | 8.520 | 47.342 | | | 166.224 | 95.080 | | | 20.572,1 | 3.498,9 |
| 2010 | 42.980 | 8.700 | 51.680 | | | 232.301 | 104.300 | | | 42.333,3 | 3.838,2 |
| 2011 | 41.917 | 9.980 | 51.897 | | | 229.004 | 107.740 | | | 43.238,8 | 4.212,6 |
| 2012 | 39.976 | 12.670 | 52.646 | | | 207.477 | 81.390 | | | 48.221,4 | 3.988,1 |
| 2013 | 42.194 | 12.948 | 55.142 | | | 295.849 | 120.720 | | | 48.996,7 | 3.070,2 |
| 2014 | 40.661 | 12.757 | 53.418 | | | 232.505 | 84.720 | | | 39.424,3 | 3.049,9 |
| 2015 | 39.043 | 12.118 | 51.161 | | | 198.093 | 125.020 | | | 33.417,1 | 4.750,8 |
| 2016 | 37.400 | 13.563 | 50.963 | | | 268.381 | 132.920 | | | 39.773,2 | 5.051,0 |
| 2017 | 36.921 | 13.753 | 50.674 | | | 192.630 | 89.590 | | | 32.508,2 | 3.404,4 |
| 2018 | 36.150 | 13.189 | 49.339 | | | 257.890 | 96.265 | | | 45.742,5 | 4.602,3 |
| 2019 | 36.551 | 13.414 | 49.965 | | | 247.277 | 104.000 | | | | |
| 2020 | 36.828 | 13.121 | 49.949 | | | 269.432 | 104.290 | | | | |



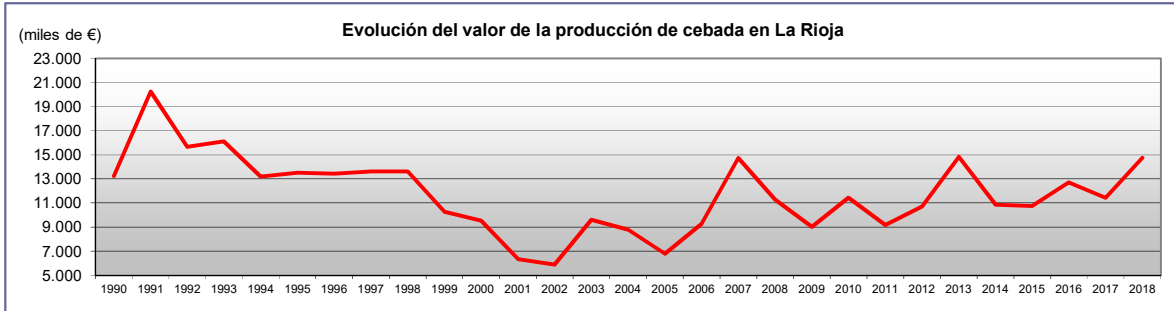
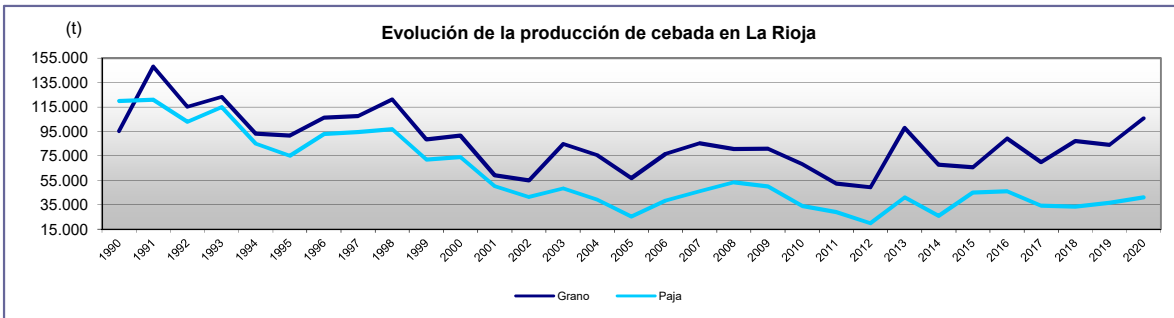
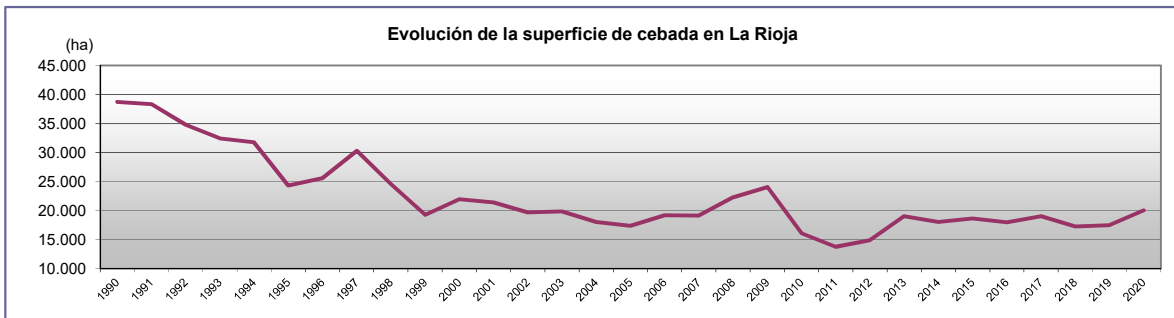
0101 TRIGO. EVOLUCIÓN DE SUPERFICIES Y PRODUCCIONES EN LA RIOJA

| AÑOS | SUPERFICIE (ha) | | | RENDIMIENTO (kg/ha) | | PRODUCCIÓN (t) | | PRECIO MEDIO (€/100 kg) | | VALOR (miles de €) |
|------|-----------------|---------|--------|---------------------|---------|----------------|---------|-------------------------|------|--------------------|
| | Secano | Regadío | TOTAL | Secano | Regadío | Grano | Paja | Grano | Paja | Grano |
| 1990 | 22.402 | 4.765 | 27.167 | 3.739 | 5.500 | 109.964 | 95.000 | 15,97 | 5,11 | 17.559,8 |
| 1991 | 24.946 | 3.094 | 28.040 | 4.351 | 5.600 | 125.881 | 97.000 | 16,05 | 4,81 | 20.200,0 |
| 1992 | 27.625 | 2.843 | 30.468 | 4.716 | 5.500 | 146.027 | 102.000 | 14,98 | 4,66 | 21.870,2 |
| 1993 | 27.781 | 3.120 | 30.901 | 4.746 | 5.400 | 148.703 | 103.000 | 14,65 | 5,11 | 21.787,3 |
| 1994 | 28.619 | 3.554 | 32.173 | 3.535 | 4.500 | 117.161 | 90.310 | 15,11 | 4,57 | 17.701,0 |
| 1995 | 30.835 | 4.751 | 35.586 | 4.506 | 5.503 | 165.090 | 115.800 | 16,05 | 4,81 | 26.492,0 |
| 1996 | 26.539 | 5.488 | 32.027 | 4.178 | 5.254 | 139.713 | 125.740 | 14,87 | 4,21 | 20.774,3 |
| 1997 | 24.637 | 3.714 | 28.351 | 3.668 | 3.995 | 105.203 | 92.578 | 14,50 | 4,81 | 15.250,7 |
| 1998 | 29.456 | 4.711 | 34.167 | 5.343 | 6.100 | 186.121 | 148.000 | 13,22 | 4,21 | 24.609,6 |
| 1999 | 32.966 | 5.387 | 38.353 | 5.121 | 5.900 | 200.602 | 158.475 | 12,69 | 5,35 | 25.451,1 |
| 2000 | 31.088 | 5.472 | 36.560 | 4.769 | 5.687 | 179.378 | 143.525 | 12,26 | 4,81 | 20.653,9 |
| 2001 | 27.428 | 4.931 | 32.359 | 2.863 | 4.400 | 100.231 | 85.197 | 13,82 | 4,81 | 13.004,4 |
| 2002 | 29.732 | 4.973 | 34.705 | 4.252 | 5.000 | 151.285 | 127.075 | 13,02 | 4,81 | 19.232,8 |
| 2003 | 30.232 | 5.198 | 35.430 | 4.468 | 4.500 | 158.468 | 91.100 | 13,19 | 4,80 | 19.348,7 |
| 2004 | 29.006 | 5.168 | 34.174 | 4.983 | 5.100 | 170.894 | 100.500 | 13,77 | 2,31 | 22.690,1 |
| 2005 | 30.368 | 5.566 | 35.934 | 4.247 | 5.000 | 156.803 | 86.100 | 12,75 | 3,61 | 19.245,7 |
| 2006 | 27.342 | 5.144 | 32.486 | 4.179 | 4.600 | 137.925 | 75.800 | 13,36 | 3,82 | 17.709,9 |
| 2007 | 26.962 | 5.347 | 32.309 | 4.418 | 4.700 | 144.249 | 77.550 | 19,56 | 3,64 | 27.174,6 |
| 2008 | 27.321 | 5.548 | 32.869 | 4.199 | 4.750 | 141.074 | 78.500 | 15,99 | 3,82 | 22.062,6 |
| 2009 | 18.008 | 3.954 | 21.962 | 3.133 | 5.200 | 76.979 | 44.000 | 13,95 | 3,68 | 10.409,2 |
| 2010 | 28.856 | 5.309 | 34.165 | 4.462 | 5.000 | 155.301 | 68.500 | 19,76 | 3,68 | 29.211,1 |
| 2011 | 29.511 | 7.078 | 36.589 | 4.479 | 5.000 | 167.569 | 76.900 | 20,05 | 3,91 | 32.280,6 |
| 2012 | 26.489 | 9.044 | 35.533 | 3.838 | 5.000 | 146.884 | 59.000 | 24,00 | 4,90 | 34.887,6 |
| 2013 | 25.081 | 8.363 | 33.444 | 5.481 | 5.199 | 180.949 | 76.000 | 17,83 | 4,20 | 31.294,1 |
| 2014 | 24.483 | 8.291 | 32.774 | 4.274 | 5.200 | 147.745 | 56.000 | 17,92 | 3,60 | 25.815,9 |
| 2015 | 22.140 | 7.591 | 29.731 | 3.661 | 5.000 | 119.010 | 75.070 | 17,84 | 3,80 | 20.408,4 |
| 2016 | 21.862 | 8.584 | 30.446 | 5.303 | 5.800 | 165.720 | 82.120 | 15,47 | 3,80 | 24.971,1 |
| 2017 | 20.791 | 8.359 | 29.150 | 3.164 | 5.250 | 109.660 | 52.090 | 17,86 | 3,40 | 18.974,7 |
| 2018 | 21.687 | 8.195 | 29.882 | 5.191 | 5.500 | 157.648 | 59.700 | 18,50 | 4,60 | 28.774,6 |
| 2019 | 21.283 | 8.389 | 29.672 | 4.855 | 5.300 | 147.782 | 62.300 | 18,22 | | |
| 2020 | 19.787 | 7.508 | 27.295 | 5.389 | 5.550 | 148.303 | 58.700 | | | |



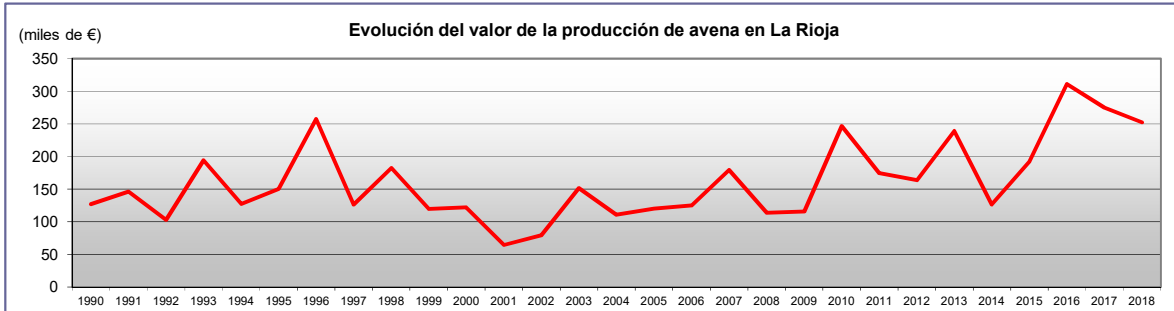
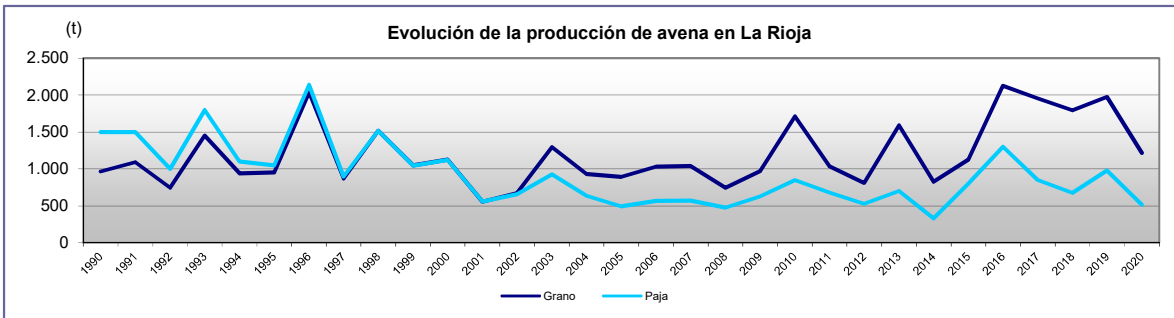
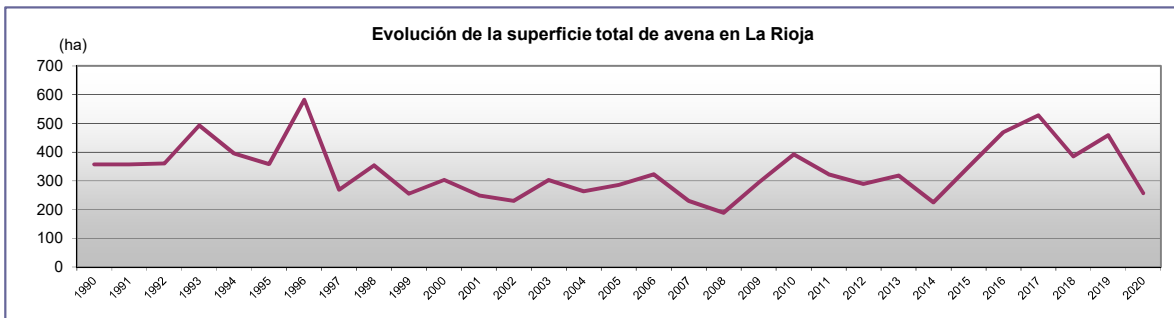
0102 CEBADA. EVOLUCIÓN DE SUPERFICIES Y PRODUCCIONES EN LA RIOJA

| AÑOS | SUPERFICIE (ha) | | | RENDIMIENTO (kg/ha) | | PRODUCCIÓN (t) | | PRECIO MEDIO (€/100 kg) | | VALOR (miles de €) |
|------|-----------------|---------|--------|---------------------|---------|----------------|---------|-------------------------|------|--------------------|
| | Secano | Regadío | TOTAL | Secano | Regadío | Grano | Paja | Grano | Paja | Grano |
| 1990 | 35.015 | 3.725 | 38.740 | 2.242 | 4.500 | 95.275 | 120.000 | 13,89 | 5,11 | 13.233,1 |
| 1991 | 35.107 | 3.222 | 38.329 | 3.760 | 5.000 | 148.112 | 121.000 | 13,67 | 4,81 | 20.251,1 |
| 1992 | 31.706 | 3.052 | 34.758 | 3.168 | 4.800 | 115.103 | 103.000 | 13,60 | 4,66 | 15.658,2 |
| 1993 | 29.021 | 3.406 | 32.427 | 3.658 | 5.000 | 123.187 | 115.000 | 13,08 | 5,11 | 16.105,9 |
| 1994 | 27.871 | 3.918 | 31.789 | 2.768 | 4.100 | 93.210 | 85.000 | 14,15 | 4,57 | 13.186,2 |
| 1995 | 20.600 | 3.744 | 24.344 | 3.588 | 4.703 | 91.519 | 75.000 | 14,77 | 4,81 | 13.502,9 |
| 1996 | 20.519 | 5.074 | 25.593 | 3.914 | 5.100 | 106.189 | 93.000 | 12,64 | 4,21 | 13.423,3 |
| 1997 | 24.524 | 5.780 | 30.304 | 3.442 | 4.000 | 107.527 | 94.624 | 12,66 | 4,81 | 13.616,5 |
| 1998 | 19.687 | 4.856 | 24.543 | 4.699 | 5.900 | 121.160 | 96.928 | 11,24 | 4,21 | 13.617,1 |
| 1999 | 15.155 | 4.127 | 19.282 | 4.260 | 5.800 | 88.497 | 71.950 | 11,59 | 5,35 | 10.254,5 |
| 2000 | 17.749 | 4.198 | 21.947 | 3.857 | 5.500 | 91.547 | 74.160 | 11,00 | 4,81 | 9.515,5 |
| 2001 | 17.596 | 3.822 | 21.418 | 2.443 | 4.200 | 59.037 | 50.182 | 11,72 | 4,81 | 6.339,3 |
| 2002 | 16.158 | 3.560 | 19.718 | 2.395 | 4.600 | 55.074 | 41.306 | 11,41 | 4,81 | 5.883,0 |
| 2003 | 16.436 | 3.447 | 19.883 | 4.211 | 4.500 | 84.723 | 48.380 | 11,90 | 4,80 | 9.608,4 |
| 2004 | 15.041 | 3.016 | 18.057 | 4.119 | 4.500 | 75.526 | 39.200 | 12,01 | 2,31 | 8.777,6 |
| 2005 | 14.161 | 3.254 | 17.415 | 3.060 | 4.100 | 56.674 | 25.500 | 12,43 | 3,61 | 6.799,7 |
| 2006 | 15.686 | 3.545 | 19.231 | 3.896 | 4.400 | 76.710 | 38.355 | 12,61 | 3,82 | 9.267,1 |
| 2007 | 15.990 | 3.182 | 19.172 | 4.404 | 4.700 | 85.375 | 46.013 | 17,95 | 3,64 | 14.720,5 |
| 2008 | 18.741 | 3.542 | 22.283 | 3.457 | 4.500 | 80.727 | 53.500 | 14,55 | 3,82 | 11.283,3 |
| 2009 | 20.335 | 3.711 | 24.046 | 3.181 | 4.400 | 81.015 | 50.000 | 11,67 | 3,68 | 9.031,6 |
| 2010 | 13.394 | 2.661 | 16.055 | 4.201 | 4.500 | 68.243 | 34.000 | 17,66 | 3,68 | 11.443,3 |
| 2011 | 11.583 | 2.179 | 13.762 | 3.584 | 5.000 | 52.409 | 29.000 | 18,50 | 3,91 | 9.169,5 |
| 2012 | 12.184 | 2.739 | 14.923 | 2.922 | 5.000 | 49.297 | 19.900 | 23,03 | 4,90 | 10.713,3 |
| 2013 | 15.641 | 3.382 | 19.023 | 5.161 | 5.101 | 97.975 | 41.200 | 15,73 | 4,20 | 14.831,3 |
| 2014 | 14.727 | 3.331 | 18.058 | 3.517 | 4.800 | 67.787 | 26.000 | 16,84 | 3,60 | 10.855,3 |
| 2015 | 15.131 | 3.546 | 18.677 | 3.280 | 4.500 | 65.581 | 45.000 | 17,29 | 3,80 | 10.744,9 |
| 2016 | 13.908 | 4.073 | 17.981 | 4.867 | 5.300 | 89.276 | 46.000 | 14,75 | 3,80 | 12.703,0 |
| 2017 | 14.538 | 4.495 | 19.033 | 3.313 | 4.850 | 69.965 | 34.300 | 17,06 | 3,40 | 11.444,5 |
| 2018 | 13.051 | 4.217 | 17.268 | 4.896 | 5.500 | 87.095 | 33.500 | 17,27 | 4,60 | 14.758,3 |
| 2019 | 13.391 | 4.099 | 17.490 | 4.591 | 5.500 | 84.021 | 36.700 | 17,51 | | |
| 2020 | 15.120 | 4.922 | 20.042 | 5.167 | 5.600 | 105.688 | 41.000 | | | |



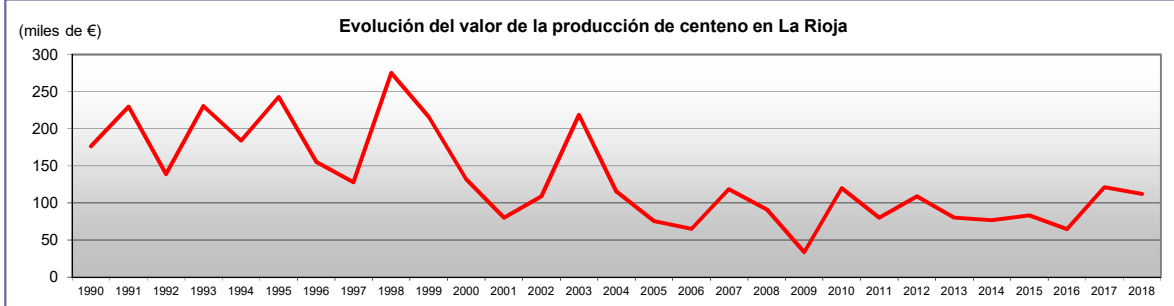
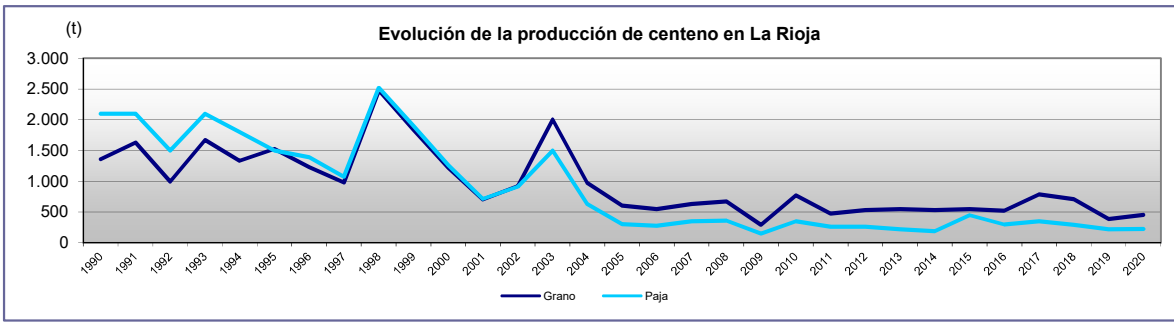
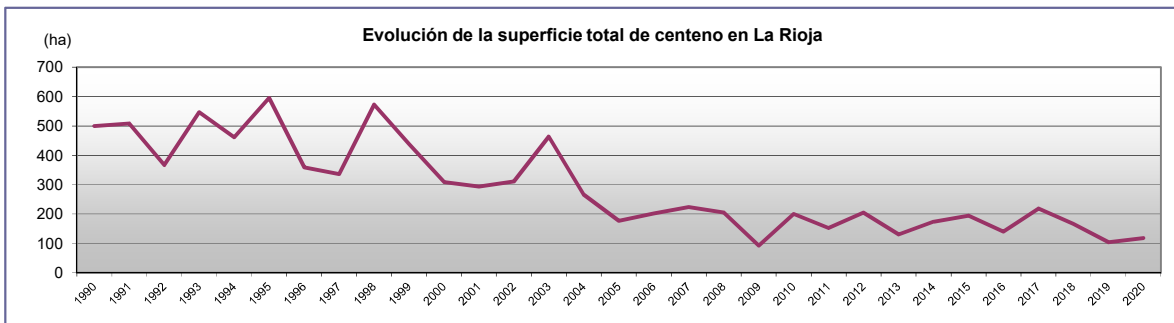
0103 AVENA. EVOLUCIÓN DE SUPERFICIES Y PRODUCCIONES EN LA RIOJA

| AÑOS | SUPERFICIE (ha) | | | RENDIMIENTO (kg/ha) | | PRODUCCIÓN (t) | | PRECIO MEDIO (€/100 kg) | | VALOR (miles de €) |
|------|-----------------|---------|-------|---------------------|---------|----------------|-------|-------------------------|------|--------------------|
| | Secano | Regadío | TOTAL | Secano | Regadío | Grano | Paja | Grano | Paja | Grano |
| 1990 | 307 | 51 | 358 | 2.541 | 3.600 | 964 | 1.500 | 13,16 | 5,11 | 126,8 |
| 1991 | 313 | 45 | 358 | 2.911 | 4.000 | 1.091 | 1.500 | 13,38 | 4,81 | 146,0 |
| 1992 | 329 | 32 | 361 | 1.921 | 3.500 | 744 | 1.000 | 13,81 | 4,66 | 102,8 |
| 1993 | 442 | 51 | 493 | 3.172 | 4.000 | 1.453 | 1.800 | 13,36 | 5,11 | 194,1 |
| 1994 | 358 | 37 | 395 | 2.249 | 3.700 | 942 | 1.100 | 13,53 | 4,57 | 127,4 |
| 1995 | 318 | 41 | 359 | 2.553 | 3.500 | 955 | 1.050 | 15,73 | 4,81 | 150,4 |
| 1996 | 432 | 150 | 582 | 3.222 | 4.300 | 2.037 | 2.140 | 12,63 | 4,21 | 257,2 |
| 1997 | 211 | 59 | 270 | 3.072 | 3.799 | 872 | 898 | 14,48 | 4,81 | 126,2 |
| 1998 | 282 | 72 | 354 | 4.134 | 4.850 | 1.515 | 1.518 | 12,02 | 4,21 | 182,1 |
| 1999 | 199 | 56 | 255 | 3.891 | 4.900 | 1.049 | 1.045 | 11,42 | 5,35 | 119,6 |
| 2000 | 252 | 51 | 303 | 3.557 | 4.500 | 1.126 | 1.120 | 11,42 | 4,81 | 122,0 |
| 2001 | 208 | 42 | 250 | 1.950 | 3.600 | 557 | 560 | 12,44 | 4,81 | 64,5 |
| 2002 | 158 | 72 | 230 | 2.328 | 4.300 | 677 | 660 | 12,62 | 4,81 | 79,4 |
| 2003 | 233 | 70 | 303 | 4.200 | 4.500 | 1.294 | 925 | 12,30 | 4,80 | 151,5 |
| 2004 | 193 | 71 | 264 | 3.430 | 3.800 | 932 | 635 | 12,50 | 2,31 | 110,8 |
| 2005 | 206 | 80 | 286 | 2.785 | 4.000 | 894 | 492 | 14,15 | 3,61 | 119,8 |
| 2006 | 199 | 124 | 323 | 2.684 | 4.000 | 1.030 | 567 | 12,80 | 3,82 | 124,9 |
| 2007 | 152 | 79 | 231 | 4.238 | 5.000 | 1.039 | 572 | 18,03 | 3,64 | 179,4 |
| 2008 | 116 | 73 | 189 | 3.461 | 4.700 | 745 | 476 | 15,99 | 3,82 | 113,9 |
| 2009 | 223 | 71 | 294 | 2.914 | 4.500 | 969 | 630 | 12,57 | 3,68 | 115,6 |
| 2010 | 240 | 152 | 392 | 4.275 | 4.500 | 1.710 | 850 | 15,19 | 3,68 | 246,4 |
| 2011 | 252 | 71 | 323 | 2.847 | 4.500 | 1.037 | 680 | 18,16 | 3,91 | 174,3 |
| 2012 | 210 | 80 | 290 | 2.106 | 4.600 | 810 | 530 | 21,98 | 4,90 | 163,9 |
| 2013 | 251 | 67 | 318 | 4.947 | 5.200 | 1.590 | 700 | 15,86 | 4,20 | 239,2 |
| 2014 | 166 | 59 | 225 | 3.289 | 4.800 | 829 | 330 | 16,26 | 3,60 | 126,6 |
| 2015 | 278 | 70 | 348 | 2.917 | 4.500 | 1.126 | 800 | 18,27 | 3,80 | 191,8 |
| 2016 | 345 | 124 | 469 | 4.366 | 5.000 | 2.126 | 1.300 | 15,44 | 3,80 | 311,1 |
| 2017 | 371 | 157 | 528 | 3.229 | 4.800 | 1.952 | 850 | 14,99 | 3,40 | 275,1 |
| 2018 | 293 | 92 | 385 | 4.550 | 5.000 | 1.793 | 675 | 14,59 | 4,60 | 252,4 |
| 2019 | 322 | 137 | 459 | 4.088 | 4.800 | 1.974 | 980 | 16,98 | | |
| 2020 | 152 | 105 | 257 | 4.342 | 5.300 | 1.217 | 515 | | | |



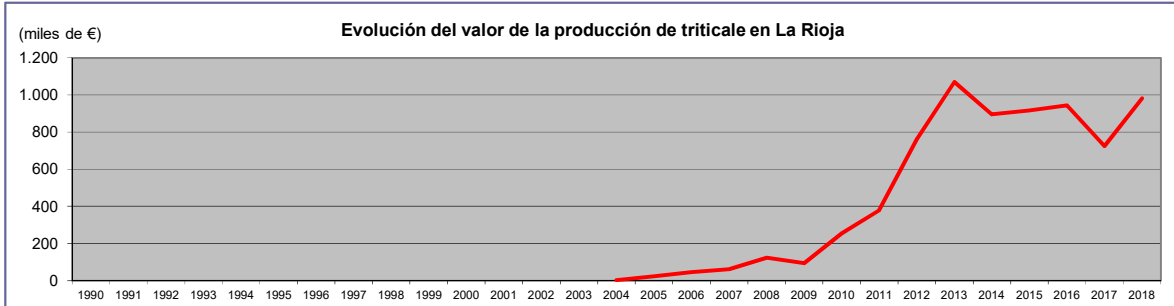
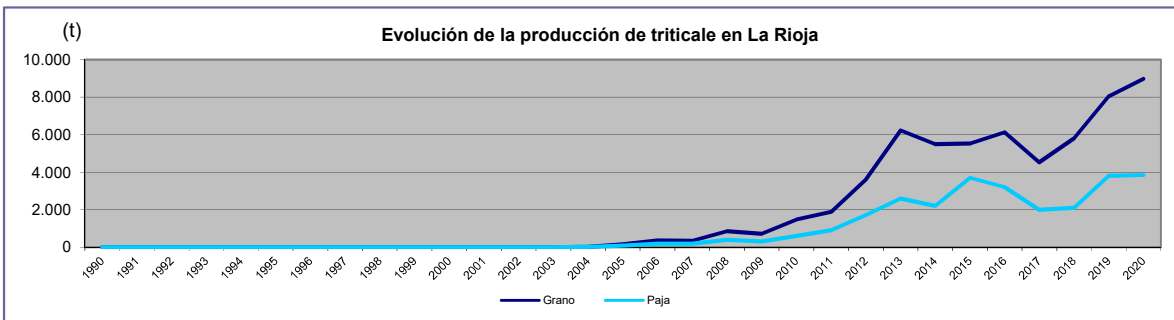
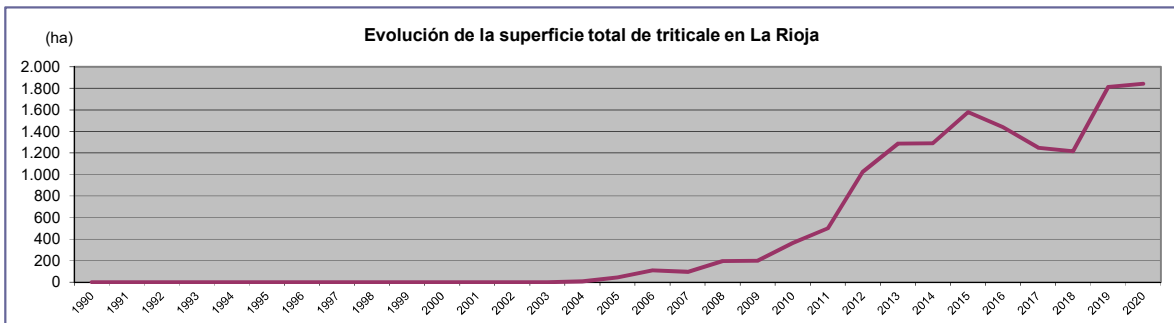
0104 CENTENO. EVOLUCIÓN DE SUPERFICIES Y PRODUCCIONES EN LA RIOJA

| AÑOS | SUPERFICIE (ha) | | | RENDIMIENTO (kg/ha) | | PRODUCCIÓN (t) | | PRECIO MEDIO (€/100 kg) | | VALOR (miles de €) |
|------|-----------------|---------|-------|---------------------|---------|----------------|-------|-------------------------|------|--------------------|
| | Secano | Regadío | TOTAL | Secano | Regadío | Grano | Paja | Grano | Paja | Grano |
| 1990 | 491 | 9 | 500 | 2.705 | 3.500 | 1.360 | 2.100 | 12,95 | 5,11 | 176,1 |
| 1991 | 504 | 4 | 508 | 3.210 | 3.500 | 1.632 | 2.100 | 14,07 | 4,81 | 229,6 |
| 1992 | 362 | 5 | 367 | 2.702 | 3.500 | 996 | 1.500 | 13,94 | 4,66 | 138,8 |
| 1993 | 534 | 13 | 547 | 3.041 | 3.500 | 1.670 | 2.100 | 13,82 | 5,11 | 230,8 |
| 1994 | 450 | 12 | 462 | 2.864 | 3.500 | 1.331 | 1.800 | 13,82 | 4,57 | 183,9 |
| 1995 | 579 | 16 | 595 | 2.537 | 3.500 | 1.525 | 1.500 | 15,92 | 4,81 | 242,8 |
| 1996 | 346 | 13 | 359 | 3.390 | 4.312 | 1.229 | 1.390 | 12,66 | 4,21 | 155,7 |
| 1997 | 333 | 3 | 336 | 2.905 | 3.712 | 978 | 1.074 | 13,08 | 4,81 | 128,0 |
| 1998 | 523 | 50 | 573 | 4.277 | 4.750 | 2.474 | 2.520 | 11,12 | 4,21 | 275,3 |
| 1999 | 398 | 41 | 439 | 4.149 | 4.600 | 1.840 | 1.900 | 11,72 | 5,35 | 215,8 |
| 2000 | 286 | 23 | 309 | 3.894 | 4.500 | 1.217 | 1.260 | 11,42 | 4,81 | 131,9 |
| 2001 | 264 | 30 | 294 | 2.200 | 4.000 | 701 | 715 | 12,32 | 4,81 | 80,0 |
| 2002 | 290 | 21 | 311 | 2.854 | 4.500 | 922 | 910 | 12,22 | 4,81 | 109,0 |
| 2003 | 406 | 58 | 464 | 4.293 | 4.500 | 2.004 | 1.502 | 11,45 | 4,80 | 218,6 |
| 2004 | 254 | 13 | 267 | 3.635 | 4.000 | 975 | 633 | 12,42 | 2,31 | 115,4 |
| 2005 | 157 | 20 | 177 | 3.292 | 4.400 | 605 | 303 | 13,13 | 3,61 | 75,4 |
| 2006 | 195 | 7 | 202 | 2.667 | 4.100 | 549 | 275 | 12,56 | 3,82 | 64,9 |
| 2007 | 220 | 4 | 224 | 2.802 | 4.100 | 633 | 348 | 19,83 | 3,64 | 118,3 |
| 2008 | 178 | 28 | 206 | 3.067 | 4.500 | 672 | 360 | 14,34 | 3,82 | 91,4 |
| 2009 | 78 | 15 | 93 | 2.882 | 4.500 | 292 | 150 | 12,09 | 3,68 | 33,5 |
| 2010 | 181 | 19 | 200 | 3.792 | 4.500 | 772 | 350 | 16,37 | 3,68 | 119,7 |
| 2011 | 144 | 8 | 152 | 3.039 | 4.500 | 474 | 260 | 18,30 | 3,91 | 79,9 |
| 2012 | 183 | 22 | 205 | 2.430 | 4.000 | 533 | 260 | 22,44 | 4,90 | 109,1 |
| 2013 | 116 | 14 | 130 | 4.125 | 5.000 | 549 | 220 | 15,53 | 4,20 | 80,3 |
| 2014 | 161 | 13 | 174 | 2.938 | 4.500 | 532 | 190 | 15,55 | 3,60 | 76,8 |
| 2015 | 181 | 14 | 195 | 2.683 | 4.500 | 549 | 450 | 16,32 | 3,80 | 83,1 |
| 2016 | 133 | 7 | 140 | 3.680 | 4.500 | 521 | 300 | 13,13 | 3,80 | 64,6 |
| 2017 | 189 | 30 | 219 | 3.394 | 4.800 | 786 | 350 | 16,29 | 3,40 | 121,0 |
| 2018 | 153 | 13 | 166 | 4.222 | 5.000 | 711 | 290 | 16,29 | 4,60 | 112,2 |
| 2019 | 94 | 10 | 104 | 3.623 | 4.600 | 387 | 220 | 16,33 | | |
| 2020 | 115 | 4 | 119 | 3.753 | 5.000 | 452 | 225 | | | |



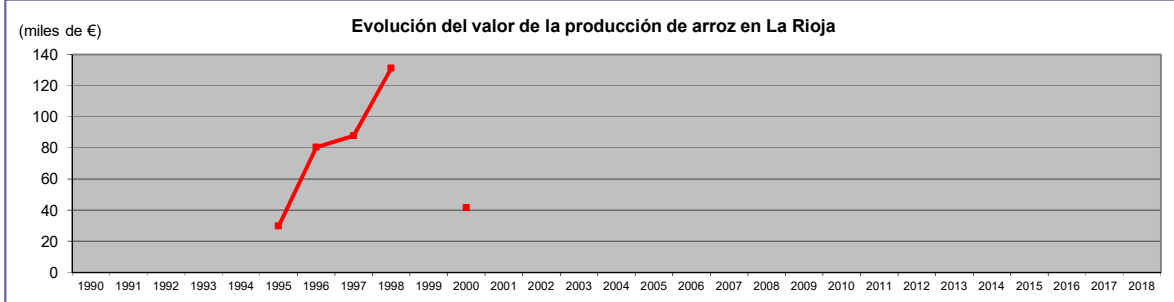
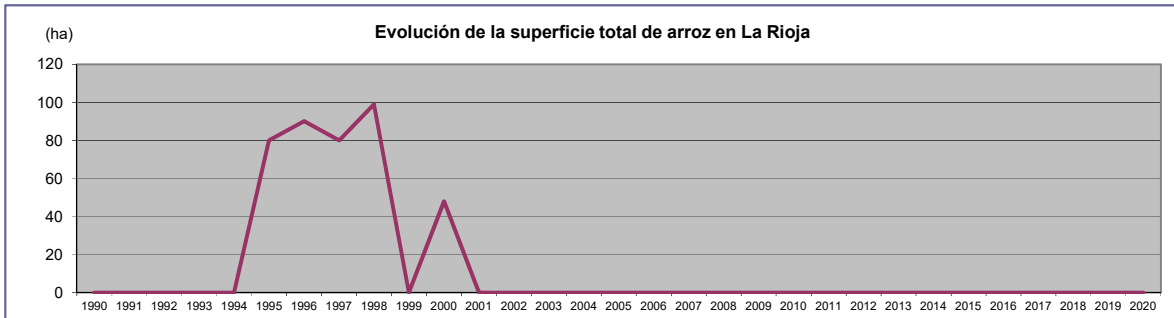
0106-3 TRITICALE. EVOLUCIÓN DE SUPERFICIES Y PRODUCCIONES EN LA RIOJA

| AÑOS | SUPERFICIE (ha) | | | RENDIMIENTO (kg/ha) | | PRODUCCIÓN (t) | | PRECIO MEDIO (€/100 kg) | | VALOR (miles de €) |
|------|-----------------|---------|-------|---------------------|---------|----------------|-------|-------------------------|------|--------------------|
| | Secano | Regadío | TOTAL | Secano | Regadío | Grano | Paja | Grano | Paja | Grano |
| 1990 | 0 | 0 | 0 | 0 | 0 | 0 | 0 | 0 | | |
| 1991 | 0 | 0 | 0 | 0 | 0 | 0 | 0 | 0 | | |
| 1992 | 0 | 0 | 0 | 0 | 0 | 0 | 0 | 0 | | |
| 1993 | 0 | 0 | 0 | 0 | 0 | 0 | 0 | 0 | | |
| 1994 | 0 | 0 | 0 | 0 | 0 | 0 | 0 | 0 | | |
| 1995 | 0 | 0 | 0 | 0 | 0 | 0 | 0 | 0 | | |
| 1996 | 0 | 0 | 0 | 0 | 0 | 0 | 0 | 0 | | |
| 1997 | 0 | 0 | 0 | 0 | 0 | 0 | 0 | 0 | | |
| 1998 | 0 | 0 | 0 | 0 | 0 | 0 | 0 | 0 | | |
| 1999 | 0 | 0 | 0 | 0 | 0 | 0 | 0 | 0 | | |
| 2000 | 0 | 0 | 0 | 0 | 0 | 0 | 0 | 0 | | |
| 2001 | 0 | 0 | 0 | 0 | 0 | 0 | 0 | 0 | | |
| 2002 | 0 | 0 | 0 | 0 | 0 | 0 | 0 | 0 | | |
| 2003 | 0 | 0 | 0 | 0 | 0 | 0 | 0 | 0 | | |
| 2004 | 5 | 1 | 6 | 3.500 | 4.000 | 22 | 12 | 13,56 | 2,31 | 2,9 |
| 2005 | 43 | 2 | 45 | 3.500 | 4.500 | 160 | 88 | 14,44 | 3,61 | 22,8 |
| 2006 | 98 | 13 | 111 | 3.100 | 4.400 | 361 | 181 | 12,68 | 3,82 | 45,1 |
| 2007 | 84 | 12 | 96 | 3.500 | 4.400 | 347 | 191 | 17,87 | 3,64 | 61,0 |
| 2008 | 162 | 35 | 197 | 4.200 | 4.700 | 845 | 395 | 14,78 | 3,82 | 123,0 |
| 2009 | 178 | 22 | 200 | 3.500 | 4.500 | 722 | 300 | 12,98 | 3,68 | 93,9 |
| 2010 | 309 | 54 | 363 | 3.977 | 4.500 | 1.472 | 600 | 17,60 | 3,68 | 255,1 |
| 2011 | 427 | 74 | 501 | 3.604 | 4.500 | 1.872 | 900 | 20,55 | 3,91 | 378,5 |
| 2012 | 910 | 117 | 1.027 | 3.350 | 4.750 | 3.605 | 1.700 | 22,04 | 4,90 | 760,2 |
| 2013 | 1.105 | 182 | 1.287 | 4.809 | 5.000 | 6.223 | 2.600 | 17,80 | 4,20 | 1.069,9 |
| 2014 | 1.124 | 167 | 1.291 | 4.108 | 5.200 | 5.486 | 2.200 | 16,86 | 3,60 | 896,0 |
| 2015 | 1.313 | 264 | 1.577 | 3.307 | 4.500 | 5.530 | 3.700 | 17,21 | 3,80 | 916,5 |
| 2016 | 1.152 | 288 | 1.440 | 4.061 | 5.000 | 6.118 | 3.200 | 15,95 | 3,80 | 944,4 |
| 2017 | 1.032 | 217 | 1.249 | 3.371 | 4.800 | 4.521 | 2.000 | 16,66 | 3,40 | 724,6 |
| 2018 | 966 | 250 | 1.216 | 4.652 | 5.200 | 5.794 | 2.100 | 17,20 | 4,60 | 981,3 |
| 2019 | 1.461 | 351 | 1.812 | 4.256 | 5.200 | 8.043 | 3.800 | 17,59 | | |
| 2020 | 1.654 | 188 | 1.842 | 4.832 | 5.250 | 8.979 | 3.850 | | | |



0107 ARROZ. EVOLUCIÓN DE SUPERFICIES Y PRODUCCIONES EN LA RIOJA

| AÑOS | SUPERFICIE (ha) | | | RENDIMIENTO (kg/ha) | | PRODUCCIÓN (t) | | PRECIO MEDIO (€/100 kg) | | VALOR (miles de €) |
|------|-----------------|---------|-------|---------------------|---------|----------------|------|-------------------------|------|--------------------|
| | Secano | Regadío | TOTAL | Secano | Regadío | Grano | Paja | Grano | Paja | Grano |
| 1990 | 0 | 0 | 0 | 0 | 0 | 0 | 0 | | | |
| 1991 | 0 | 0 | 0 | 0 | 0 | 0 | 0 | | | |
| 1992 | 0 | 0 | 0 | 0 | 0 | 0 | 0 | | | |
| 1993 | 0 | 0 | 0 | 0 | 0 | 0 | 0 | | | |
| 1994 | 0 | 0 | 0 | 0 | 0 | 0 | 0 | | | |
| 1995 | 0 | 80 | 80 | 0 | 1.050 | 84 | 0 | 35,06 | | 29,8 |
| 1996 | 0 | 90 | 90 | 0 | 2.700 | 243 | 0 | 33,04 | | 80,3 |
| 1997 | 0 | 80 | 80 | 0 | 3.500 | 280 | 0 | 31,37 | | 87,7 |
| 1998 | 0 | 99 | 99 | 0 | 4.596 | 455 | 0 | 28,85 | | 131,0 |
| 1999 | 0 | 0 | 0 | 0 | 0 | 0 | 0 | | | |
| 2000 | 0 | 48 | 48 | 0 | 3.000 | 144 | 0 | 28,85 | | 41,5 |
| 2001 | 0 | 0 | 0 | 0 | 0 | 0 | 0 | | | |
| 2002 | 0 | 0 | 0 | 0 | 0 | 0 | 0 | | | |
| 2003 | 0 | 0 | 0 | 0 | 0 | 0 | 0 | | | |
| 2004 | 0 | 0 | 0 | 0 | 0 | 0 | 0 | | | |
| 2005 | 0 | 0 | 0 | 0 | 0 | 0 | 0 | | | |
| 2006 | 0 | 0 | 0 | 0 | 0 | 0 | 0 | | | |
| 2007 | 0 | 0 | 0 | 0 | 0 | 0 | 0 | | | |
| 2008 | 0 | 0 | 0 | 0 | 0 | 0 | 0 | | | |
| 2009 | 0 | 0 | 0 | 0 | 0 | 0 | 0 | | | |
| 2010 | 0 | 0 | 0 | 0 | 0 | 0 | 0 | | | |
| 2011 | 0 | 0 | 0 | 0 | 0 | 0 | 0 | | | |
| 2012 | 0 | 0 | 0 | 0 | 0 | 0 | 0 | | | |
| 2013 | 0 | 0 | 0 | 0 | 0 | 0 | 0 | | | |
| 2014 | 0 | 0 | 0 | 0 | 0 | 0 | 0 | | | |
| 2015 | 0 | 0 | 0 | 0 | 0 | 0 | 0 | | | |
| 2016 | 0 | 0 | 0 | 0 | 0 | 0 | 0 | | | |
| 2017 | 0 | 0 | 0 | 0 | 0 | 0 | 0 | | | |
| 2018 | 0 | 0 | 0 | 0 | 0 | 0 | 0 | | | |
| 2019 | 0 | 0 | 0 | 0 | 0 | 0 | 0 | | | |
| 2020 | 0 | 0 | 0 | 0 | 0 | 0 | 0 | | | |



0108 MAÍZ. EVOLUCIÓN DE SUPERFICIES Y PRODUCCIONES EN LA RIOJA

| AÑOS | SUPERFICIE (ha) | | | RENDIMIENTO (kg/ha) | | PRODUCCIÓN (t) | | PRECIO MEDIO (€/100 kg) | | VALOR (miles de €) |
|------|-----------------|---------|-------|---------------------|---------|----------------|------|-------------------------|------|--------------------|
| | Secano | Regadío | TOTAL | Secano | Regadío | Grano | Paja | Grano | Paja | Grano |
| 1990 | 16 | 2.187 | 2.203 | 3.000 | 7.431 | 16.300 | 0 | 16,94 | | 2.761,7 |
| 1991 | 9 | 1.756 | 1.765 | 3.500 | 7.150 | 12.586 | 0 | 17,58 | | 2.212,9 |
| 1992 | 10 | 1.427 | 1.437 | 5.000 | 8.500 | 12.177 | 0 | 15,69 | | 1.910,0 |
| 1993 | 7 | 1.072 | 1.079 | 5.000 | 8.425 | 9.067 | 0 | 16,38 | | 1.485,1 |
| 1994 | 3 | 1.303 | 1.306 | 5.000 | 7.500 | 9.786 | 0 | 15,93 | | 1.558,4 |
| 1995 | 7 | 1.807 | 1.814 | 5.000 | 8.500 | 15.394 | 0 | 16,76 | | 2.581,3 |
| 1996 | 83 | 1.577 | 1.660 | 5.507 | 8.700 | 14.177 | 0 | 14,72 | | 2.087,5 |
| 1997 | 57 | 1.818 | 1.875 | 5.500 | 8.700 | 16.130 | 0 | 14,04 | | 2.264,6 |
| 1998 | 0 | 1.488 | 1.488 | 0 | 8.750 | 13.020 | 0 | 13,82 | | 1.800,0 |
| 1999 | 0 | 1.339 | 1.339 | 0 | 8.800 | 11.783 | 0 | 13,94 | | 1.643,2 |
| 2000 | 0 | 1.620 | 1.620 | 0 | 8.670 | 14.045 | 0 | 14,48 | | 2.003,1 |
| 2001 | 32 | 1.594 | 1.626 | 5.800 | 8.815 | 14.237 | 0 | 14,30 | | 2.005,0 |
| 2002 | 2 | 1.417 | 1.419 | 4.500 | 8.868 | 12.574 | 0 | 14,09 | | 1.745,1 |
| 2003 | 0 | 1.552 | 1.552 | 0 | 8.797 | 13.653 | 0 | 14,87 | | 1.999,8 |
| 2004 | 0 | 1.642 | 1.642 | 0 | 8.659 | 14.219 | 0 | 15,83 | | 2.217,1 |
| 2005 | 0 | 1.551 | 1.551 | 0 | 8.514 | 13.205 | 0 | 13,64 | | 1.774,1 |
| 2006 | 0 | 1.058 | 1.058 | 0 | 9.700 | 10.262 | 0 | 15,02 | | 1.517,9 |
| 2007 | 0 | 871 | 871 | 0 | 8.989 | 7.829 | 0 | 20,52 | | 1.582,4 |
| 2008 | 0 | 893 | 893 | 0 | 8.456 | 7.551 | 0 | 14,11 | | 1.049,3 |
| 2009 | 0 | 747 | 747 | 0 | 8.363 | 6.247 | 0 | 14,44 | | 888,4 |
| 2010 | 0 | 505 | 505 | 0 | 9.511 | 4.803 | 0 | 22,36 | | 1.057,8 |
| 2011 | 0 | 570 | 570 | 0 | 9.901 | 5.643 | 0 | 20,80 | | 1.156,1 |
| 2012 | 0 | 668 | 668 | 0 | 9.502 | 6.348 | 0 | 23,35 | | 1.587,3 |
| 2013 | 0 | 940 | 940 | 0 | 9.110 | 8.563 | 0 | 17,83 | | 1.481,9 |
| 2014 | 0 | 896 | 896 | 0 | 11.302 | 10.126 | 0 | 16,58 | | 1.653,7 |
| 2015 | 0 | 633 | 633 | 0 | 9.948 | 6.297 | 0 | 17,29 | | 1.072,4 |
| 2016 | 0 | 487 | 487 | 0 | 9.487 | 4.620 | 0 | 17,13 | | 779,1 |
| 2017 | 0 | 495 | 495 | 0 | 11.608 | 5.746 | 0 | 17,11 | | 968,4 |
| 2018 | 0 | 416 | 416 | 0 | 11.612 | 4.831 | 0 | 17,88 | | 863,8 |
| 2019 | 0 | 428 | 428 | 0 | 11.846 | 5.070 | 0 | 17,71 | | |
| 2020 | 0 | 394 | 394 | 0 | 12.165 | 4.793 | 0 | | | |

